

Calculating Elapsed Time

Home Link 9-7

NAME _____

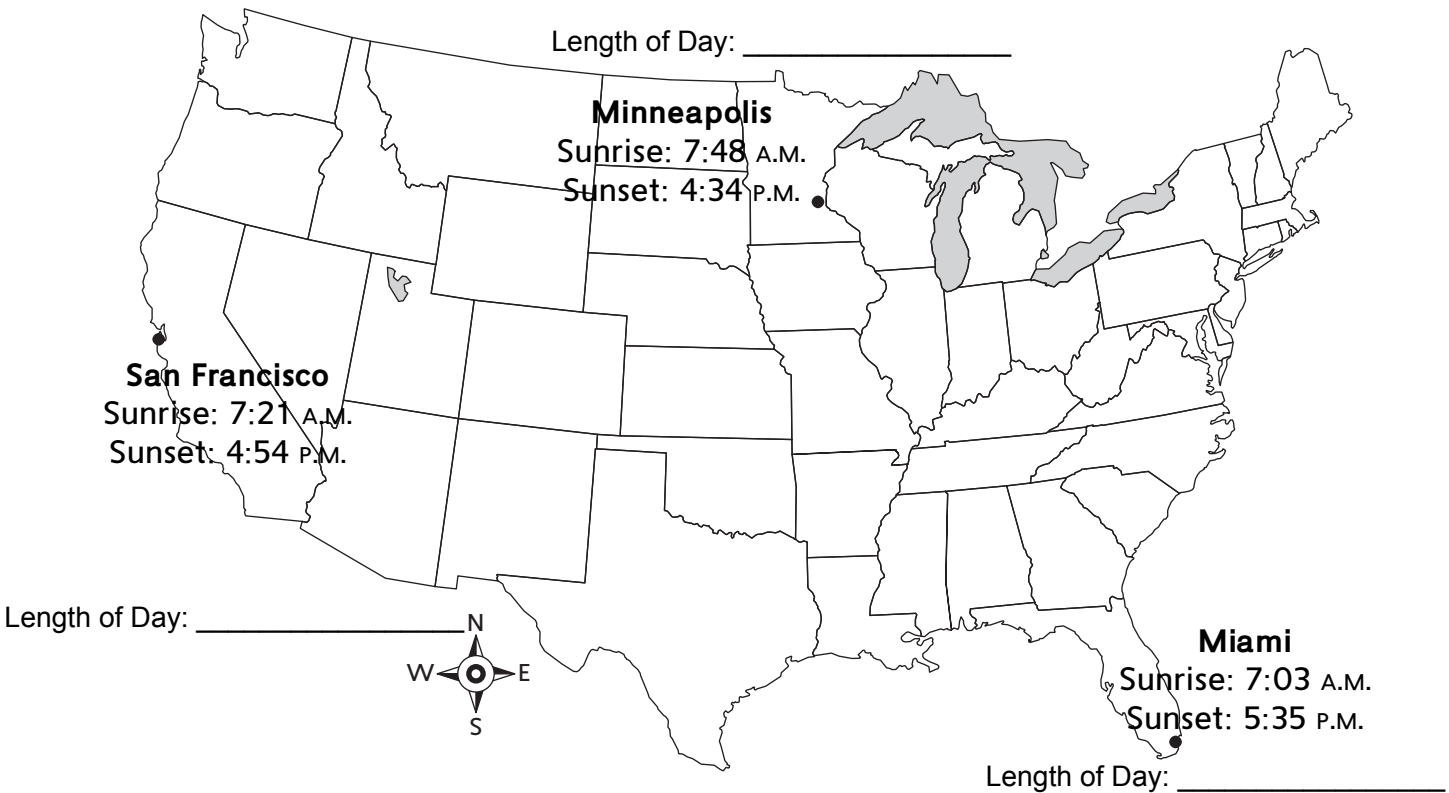
DATE _____

TIME _____

Family Note Throughout the year, your child has practiced calculating the length of day (hours of sunlight) using sunrise and sunset data. Children have used clocks and open number lines to figure out the total minutes and hours that pass from a start time to an end time. Today children analyzed graphs showing the length-of-day data for our location and for other locations around the world.

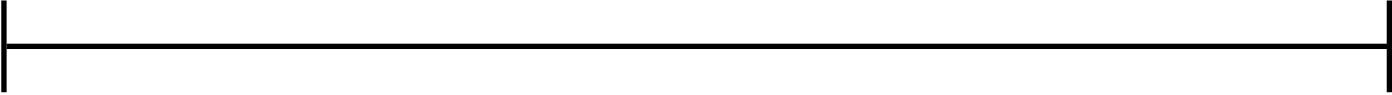
Please return this Home Link to school tomorrow.

- ① On the map below, look at the sunrise and sunset times for December 21, 2016. On the back of this page, calculate the length of day for all three cities. Record the times next to each city on the map.

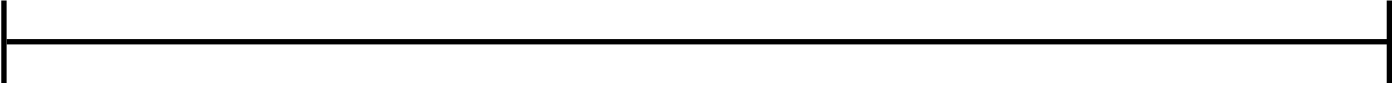


- ② Which city has the *most* hours of sunlight? _____
- ③ Which city has the *least* hours of sunlight? _____

Minneapolis:



San Fransisco:



Miami:

